



# MAZDA CX-60

PRICES & SPECIFICATIONS



This image is showing the Mazda CX-60 in Zircon Sand

## THE 2025 MAZDA CX-60 AN ELEVATED FLAGSHIP MODEL CRAFTED IN JAPAN

The 2025 Mazda CX-60 is the ultimate expression of Mazda's DNA. Exquisitely designed inside and out, our master craftsmen have shaped the flowing lines by hand, achieving the perfect balance of refinement and aerodynamics. From the carefully selected Japanese textiles and real maple wood of the interior, to the rear-wheel drive platform that delights with intuitive handling – countless careful details have been crafted with a single purpose in mind: to provide you and your passengers with an incredible driving experience. For the 2025 model year, both the Homura and Homura Plus grades have been enhanced with luxurious black Nappa leather seats and a black roof lining.

The Mazda CX-60 perfectly embodies our commitment to delivering exceptional driving experiences. With its bold yet graceful Kodo design, impressive driving dynamics and cutting-edge technologies, it's crafted to provide an unparalleled experience behind the wheel. This model year now features an enhanced ride and handling comfort with even more responsive driving dynamics. So, whether it's an urban hop in the plug-in hybrid version or a longer road trip in the e-Skyactiv D mild-hybrid diesel, our innovative powertrains ensure that every journey you take is both efficient and exhilarating.

CRAFTED IN JAPAN

## PRIME-LINE

as from €56,880



This image is showing the Mazda CX-60 Prime-Line in Arctic White



18" Grey Metallic alloy wheels (235/60R18)



Fabric Seats - Black and Roof lining: Light grey



HMI commander



12.3" TFT colour Multi-Information-Display

## HIGHLIGHTS

### EXTERIOR

- 18" Grey Metallic Alloy Wheels
- Front Headlights - LED / Headlamp Washer
- Front Grille - Honeycomb type (Material Colour)
- Door Mirror, Body Colour
- Door Mirror, (Electrical adjustable, Auto Foldable, Heated)

### INTERIOR

- Black Cloth Seat
- 12.3" TFT Colour Display

### SAFETY

- Rear Cross Traffic Alert (RCTA)
- Front Smart Brake Support (SBS)
- Rear Parking Sensor
- eCall with GPS
- Kinematic Posture Control (KPS)
- Burglar Alarm
- Emergency Lane Keeping (ELK)
- Lane Departure Warning System (LDWS)
- Intelligent Speed Assistance (ISA)
- Mazda Traffic Sign Recognition (TSR)
- Driver Attention Alert (DAA)
- Blind Spot Monitoring (BSM)
- Rear Cross Traffic Alert (RCTA)
- Airbags
- Hill Hold Assist

### COMFORT

- Auto Light & Wiper
- Keyless Entry
- Driver seat adjustable (total 6way)
- Trip Computer
- Auto Cruise
- Mazda Mi-Drive System - (Drive Selection: Normal, Sport, Offroad, Towing)\*

### AUDIO

- Mazda Hybrid Navigation System
- Wireless Apple Carplay / Android Auto
- AM / FM / DAB Radio Tuner w. 8 speakers
- Front USB Type C x 2



## EXCLUSIVE-LINE

as from €58,680



This image is showing the Mazda CX-60 Exclusive-Line in Platinum Quartz



20" Silver Metallic Alloy Wheels (235/50R20)-  
[Comfort Pack]



Fabric Seats - Black and Roof lining: Light grey



Interior Decoration - Black / Mesh Metal + Silver



Air Conditioning - Dual zone climate control

## HIGHLIGHTS

## EXTERIOR

- Front & Rear Signature Illumination
- Front Grille - Bar Type (Piano Black)
- Power Liftgate / Handsfree Function

## INTERIOR

- Black Leather Seat / Seat Heater
- Interior Decoration - Black / Mesh Metal + Silver

## SAFETY

- Front Parking Sensor
- High Beam Control (HBC)

## COMFORT

- Smart Keyless Entry
- Driver Seat Tilt Function (Driver total 8way)
- Wiper De-Icer
- Steering Wheel Heater

## AUDIO

- USB charging port for 2nd row seat: Type-C x 2

# HOMURA

as from €62,380



This image is showing the Mazda CX-60 Homura in Soul Red Crystal



20" Black Metallic alloy wheels (235/50R20)



Leather Seats - Black Nappa leather and Roof lining: Black



Door Mirror Black



Instrument panel - Cordovan-like vinyl leather [Black]

## HIGHLIGHTS

### EXTERIOR

- 20» Black Metallic Alloy Wheels
- Door Mirror Black
- Door Mirror, Auto tilt-down function for reversing
- Door Mirror, Auto dimming (Driver side only)
- Front Grille - Honeycomb type (Piano Black)
- Wheel arch moulding and side garnish - Body Colour
- Front Grille signature - Dark Plating

### INTERIOR

- Leather Seats - Black Nappa, seat heating front rear
- Interior Decoration - Black / Matt Black Harline Film + Silver
- Inner Mirror - Auto Dimming (Frameless)
- Ambient Lighting

### COMFORT

- Power Seat (Driver 8way + lumbar): 10way
- Power Seat (Passenger 8way + lumbar): 10way
- Electric Steering Wheel Adjustment

### AUDIO

- 12 Speakers / BOSE Sound System

# HOMURA PLUS

as from €65,710



This image is showing the Mazda CX-60 Homura Plus in Machine Grey




20" Black Metallic alloy wheels (235/50R20)



Leather Seats - Black Nappa leather and Roof lining: Black



Panoramic sunroof



360° View Monitor - See-Through View

## HIGHLIGHTS

### EXTERIOR

- Panoramic Sunroof
- Privacy Glass Rear

### INTERIOR

- 150W AC Socket
- 1500W AC Socket (for PHEV only)
- Wireless Charging

### SAFETY

- 360° View Monitor - See-Through View
- Adaptive LED Headlights
- Mazda Radar Cruise Control (MRCC)

## TAKUMI

as from €63,530



This image is showing the Mazda CX-60 Takumi in Rhodium White



20" Grey Metallic Machined alloy wheels (235/50R20)



Leather Seats - White Nappa and Roof lining: Light grey



Adaptive LED Headlamps



Power seat

## HIGHLIGHTS

## EXTERIOR

- 20" Grey Machined Alloy Wheels
- Door Mirror, Body Color
- Door Mirror, Auto tilt-down function for reversing
- Door Mirror, Auto dimming (Driver side only)
- Front Grille - Bar type (Piano Black)
- Front Grille signature - Chrome Plating

## INTERIOR

- Leather Seats - White Nappa, seat heating front rear
- Interior Decoration - White / Wood
- Inner Mirror - Auto Dimming (Frameless)
- Ambient Lighting

## COMFORT

- Power Seat (Driver 8way + lumbar): 10way
- Power Seat (Passenger 8way + lumbar): 10way
- Electric Steering Wheel Adjustment

## AUDIO

- 12 Speakers / BOSE Sound System



# TAKUMI PLUS

as from €66,860



This image is showing the Mazda CX-60 Takumi Plus in Zircon Sand




20" Grey Metallic Machined alloy wheels (235/50R20)



Leather Seats - White Nappa and Roof lining: Light grey



150W AC socket



Bose surround sound system

## HIGHLIGHTS

### EXTERIOR

- Panoramic Sunroof
- Privacy Glass Rear

### INTERIOR

- 150W AC Socket
- 1500W AC Socket (for PHEV only)
- Wireless Charging

### SAFETY

- 360° View Monitor - See-Through View
- Adaptive LED Headlights
- Mazda Radar Cruise Control (MRCC)



## OPTION PACKS

### COMFORT PACK

**€1,100****Optional on Exclusive-Line**

- 20" Alloy Wheels (235/50R20) - Silver
- Door Mirror, Auto tilt-down function for reversing
- Leather Seats - Black and Roof lining: Light grey
- Driver Monitor (with Camera type)
- Power seat (Driver 8way + lumbar): 10way
- Power seat (Passenger 8way + lumbar): 10way
- Rear Seat heater
- Front Seat ventilation
- Driver personalisation system by face recognition
  - Driving position memory (seat/Head-Up Display (HUD)/Front Exterior mirror)
  - Driver setting memory (AC/ Safety system/etc.)
  - Ideal Driving Position Assist (Homura / Takumi)
  - Entry/ Exit Assist (Homura / Takumi)

### CONVENIENCE & DRIVER ASSISTANCE PACK

**€2,500****Optional on Exclusive-Line, Homura**

- Privacy Glass Rear
- 360° View Monitor
- 150W AC Socket
- 1500W AC Socket (PHEV only)
- Front/Rear Courtesy Lamp / Door Pocket Lamp
- Wireless Charging
- Adaptive LED Headlights
- Front Cross Traffic Alert (FCTA)
- Smart Brake Support [SBS-R]
- Rear Cross Traffic Brake (RCTB)
- Mazda Radar Cruise Control (MRCC)

### PANORAMIC SUNROOF

**€1,200****Optional on Homura**

- Panoramic sunroof including an electronic front-to-back slide and tilt mechanism

# PRICING

	TRANSMISSION	Performance [HP]	Combined CO <sub>2</sub> - WLTP [g/km]	MSRP [€]
e-SKYACTIV PHEV 327ps 8AT AWD Prime-line	Automatic	327	31	56,880
e-SKYACTIV PHEV 327ps 8AT AWD Exclusive-line	Automatic	327	32	58,680
e-SKYACTIV PHEV 327ps 8AT AWD Exclusive-line COMB	Automatic	327	32	59,780
e-SKYACTIV PHEV 327ps 8AT AWD Exclusive-line COMB CODR	Automatic	327	32	62,280
e-SKYACTIV PHEV 327ps 8AT AWD Homura	Automatic	327	32	62,380
e-SKYACTIV PHEV 327ps 8AT AWD Homura CODR	Automatic	327	32	64,880
e-SKYACTIV PHEV 327ps 8AT AWD Homura PANO	Automatic	327	33	63,580
e-SKYACTIV PHEV 327ps 8AT AWD Homura Plus	Automatic	327	33	65,710
e-SKYACTIV PHEV 327ps 8AT AWD Takumi	Automatic	327	32	63,530
e-SKYACTIV PHEV 327ps 8AT AWD Takumi Plus	Automatic	327	32	66,860

e-SKYACTIV D 200ps 8AT RWD Prime-line	Automatic	200	130	65,240
e-SKYACTIV D 200ps 8AT RWD Exclusive-line	Automatic	200	131	67,040
e-SKYACTIV D 200ps 8AT RWD Exclusive-line COMB	Automatic	200	130	68,140
e-SKYACTIV D 200ps 8AT RWD Exclusive-line COMB CODR	Automatic	200	130	70,640

e-SKYACTIV D 254ps 8AT AWD Exclusive-line	Automatic	254	138	70,240
e-SKYACTIV D 254ps 8AT AWD Exclusive-line COMB	Automatic	254	139	71,340
e-SKYACTIV D 254ps 8AT AWD Exclusive-line COMB CODR	Automatic	254	140	73,840
e-SKYACTIV D 254ps 8AT AWD Homura	Automatic	254	140	73,940
e-SKYACTIV D 254ps 8AT AWD Homura CODR	Automatic	254	140	76,440
e-SKYACTIV D 254ps 8AT AWD Homura PANO	Automatic	254	141	75,140
e-SKYACTIV D 254ps 8AT AWD Homura Plus	Automatic	254	142	77,270
e-SKYACTIV D 254ps 8AT AWD Takumi	Automatic	254	140	75,090
e-SKYACTIV D 254ps 8AT AWD Takumi Plus	Automatic	254	142	78,420

Model shown may not be to Mazda Motors Ireland specification. Mazda Motors Ireland Limited reserves the right to introduce changes in specification and equipment due to its ongoing product development. Colours and exterior and/or interior elements may differ on screen from the actual specification. The price's quoted are Ex-Works and Exclude delivery & related charges. Metallic and Mica paint are extra. All new Mazda cars come with a 6 year or 150,000km manufacturer warranty Prices quoted for optional accessories and optional wheels does not include labour or associated costs, please consult your local Mazda Dealer. Bose® and Centerpoint® are registered trademarks of Bose Corporation in the U.S. and other countries. Used with permission. The Bluetooth® word mark and logos are owned by the Bluetooth SIG, Inc. and any use of such marks by Mazda Motor Company is under licence. Other trademarks and trade names are those of their respective owners. © Copyright Mazda Motor Company Ireland © Copyright Mazda Motor Company Ireland Vehicles are homologated in accordance with the new type approval procedure WLTP Regulation (EU) 2017/1151; Regulation (EC) 715/2007).

## FACTORY FITTED OPTIONS

## MSRP [€]

COMFORT PACK (COMB)	€1.100
CONVENIENCE AND DRIVER ASSISTANCE PACK (CODR)	€2.500
PANORAMIC SUNROOF PACK (PANO)	€1.200

## PAINT FINISH OPTIONS



ARCTIC WHITE | €-



SOUL RED CRYSTAL | €1,150



MACHINE GREY | €990



RHODIUM WHITE | €850



SONIC SILVER | €850



PLATINUM QUARTZ | €850



ZIRCON SAND | €850



DEEP CRYSTAL BLUE | €850



JET BLACK | €850

Use our car configurator to find  
the perfect Mazda CX-60 for you.




BUILD YOUR MAZDA CX-60

## MAZDA CX-60 INTERIOR TRIMS AND COLOURATION



Fabric Seats - Black  
Roof lining: Light grey



Leather Seats - Black  
Roof lining: Light grey



Leather Seats - Black Nappa leather  
Roof lining: Black



Leather Seats - White Nappa  
Roof lining: Light grey

## MAZDA CX-60 ALLOY WHEELS



18" Grey Metallic alloy wheels  
(235/60R18)



20" Silver Metallic alloy wheels  
(235/50R20)



20" Black Metallic alloy wheels  
(235/50R20)



20" Grey Metallic Machined alloy wheels  
(235/50R20)



## OPTIONS & ACCESSORIES




ALLOY WHEEL 18" DIAMOND CUT




ALLOY WHEEL 20" DIAMOND CUT



TOW BAR PACK



ALUMINIUM PEDALS



ALL WEATHER MATS



PUDDLE LIGHT

Options & Accessories: A small selection of our range of accessories are shown within this Price and Specification guide. For more information on the entire range of accessories we retail, please visit [www.mazda.co.uk/configurator](http://www.mazda.co.uk/configurator), select your vehicle and visit the 'Options & Accessories' section. The price shown is a non-binding recommendation of Mazda Motors UK, is subject to change and may not include extras such as painting. Alloy wheel prices do not include tyres. Accessory fitment costs may differ between Mazda dealers. For further information about Mazda Genuine Accessories and latest pricing including any fitment cost differences please contact your local Mazda dealer

## OPTIONS & ACCESSORIES



ROOF RACK



REAR BUMPER STEP PLATE



BOOT LINER



ILLUMINATED SCUFF PLATES

Options & Accessories: A small selection of our range of accessories are shown within this Price and Specification guide. For more information on the entire range of accessories we retail, please visit [www.mazda.co.uk/configurator](http://www.mazda.co.uk/configurator), select your vehicle and visit the 'Options & Accessories' section. The price shown is a non-binding recommendation of Mazda Motors UK, is subject to change and may not include extras such as painting. Alloy wheel prices do not include tyres. Accessory fitment costs may differ between Mazda dealers. For further information about Mazda Genuine Accessories and latest pricing including any fitment cost differences please contact your local Mazda dealer

# EQUIPMENTS

Exterior	Prime-Line	Exclusive-Line	Homura	Homura Plus	Takumi	Takumi Plus
18" Grey Metallic Alloy Wheels (235/60R18)	●	●	-	-	-	-
20" Silver Metallic Alloy Wheels (235/50R20)	-	○ <sup>(1)</sup>	-	-	-	-
20" Black Metallic Alloy Wheels (235/50R20)	-	-	●	●	-	-
20" Grey Metallic Machined Alloy Wheels (235/50R20)	-	-	-	-	●	●
Front Headlights - LED /Headlamp Washer	●	●	●	●	●	●
Adaptive LED Headlights	-	○ <sup>(2)</sup>	○ <sup>(2)</sup>	●	-	●
Front Daylight Running Lamp - LED / Rear Combination Lamp - LED	●	●	●	●	●	●
Front & Rear Signature Illumination	-	●	●	●	●	●
LED Kodo Turn Signal	●	●	●	●	●	●
Door Mirror, (Electrical Adjustable, Auto Foldable, Heated)	●	●	●	●	●	●
Door Mirror, Body colour	●	●	-	-	●	●
Door Mirror, Black	-	-	●	●	-	-
Door Mirror, Auto tilt-down function for reversing	-	○ <sup>(1)</sup>	●	●	●	●
Door Mirror, Auto Dimming (Driver side only)	-	●	●	●	●	●
Roof Spoiler	●	●	●	●	●	●
Front Grille - Honeycomb Type (Material colour)	●	-	-	-	-	-
Front Grille - Bar Type (Piano Black)	-	●	-	-	●	●
Front Grille - Honeycomb Type (Piano Black)	-	-	●	●	-	-
Front Grille Signature – Dark Plating	-	-	●	●	-	-
Front Grille Signature – Chrome Plating	●	●	-	-	●	●
Side Window Moulding Black	●	●	●	●	-	-
Side Window Moulding Chrome (only upper part)	-	-	-	-	●	●
Side Garnish, B/C Pillar garnish - Material Black	●	-	-	-	-	-
Side Garnish, B/C Pillar garnish - Piano Black	-	●	●	●	●	●
Wheel Arch Molding & Side Garnish - Black	●	●	-	-	-	-
Wheel Arch Moulding – Body colour	-	-	●	●	●	●
Power Liftgate /Handsfree Function	-	●	●	●	●	●
Privacy Glass Rear	-	○ <sup>(2)</sup>	○ <sup>(2)</sup>	●	-	●
Panoramic Sunroof	-	-	○ <sup>(3)</sup>	●	-	●

● = Standard equipment, - = Not available, ○ = Optional as part of a pack

<sup>(1)</sup> Comfort Pack

<sup>(2)</sup> Convenience & Driver Assistance Pack

<sup>(3)</sup> Panoramic Sunroof Pack

## EQUIPMENTS

Interior	Prime-Line	Exclusive-Line	Homura	Homura Plus	Takumi	Takumi Plus
Black Cloth Seat	●	-	-	-	-	-
Black Leather Seat	-	●	-	-	-	-
Black Nappa Leather Seat	-	-	●	●	-	-
White Nappa Leather Seat	-	-	-	-	●	●
12.3" TFT colour Display	●	●	●	●	●	●
Front / Rear Power Window	●	●	●	●	●	●
Interior Decoration - Black	●	-	-	-	-	-
Interior Decoration - Black / Mesh Metal + Silver	-	●	-	-	-	-
Interior Decoration - Black / Matt Black Harline Film + Silver	-	-	●	●	-	-
Interior Decoration - White / Wood	-	-	-	-	●	●
2-Zone Auto A/C	●	●	●	●	●	●
Leather Steering Wheel	●	●	●	●	●	●
Leather Shift Knob	●	●	●	●	●	●
Rear Seat Split (40:20:40 split)	●	●	●	●	●	●
Rear Seat Manual Reclining	●	●	●	●	●	●
Rear Center Armrest	●	●	●	●	●	●
Air Vent Outlets - Rear Seat	-	●	●	●	●	●
HMI Commander	●	●	●	●	●	●
Head Up Display - Projected	-	●	●	●	●	●
Front Center Armrest	●	●	●	●	●	●
12.3" Advanced Meter Display	●	●	●	●	●	●
Tonneau Cover (Karakuri-Type)	●	●	●	●	●	●
Inner Mirror - Auto Dimming (Frameless)	-	●	●	●	●	●
Front Down Light	-	●	●	●	●	●
Front Foot Lamp	-	●	●	●	●	●
Rear Foot Lamp	-	-	●	●	●	●
Glove Box Illumination	-	●	●	●	●	●
Glove Box Inner Carpet	-	●	●	●	●	●
150W AC Socket	-	○ <sup>(2)</sup>	○ <sup>(2)</sup>	●	-	●
1500W AC Socket (for PHEV only)	-	○ <sup>(2)</sup>	○ <sup>(2)</sup>	●	-	●
Rear Console Box Light	-	○ <sup>(2)</sup>	○ <sup>(2)</sup>	●	-	●
Ambient Lighting	-	-	●	●	●	●
Wireless Charging	-	○ <sup>(2)</sup>	○ <sup>(2)</sup>	●	-	●

● = Standard equipment, - = Not available, ○ = Optional as part of a pack

<sup>(1)</sup> Comfort Pack

<sup>(2)</sup> Convenience & Driver Assistance Pack

<sup>(3)</sup> Panoramic Sunroof Pack



# EQUIPMENTS

Safety	Prime-Line	Exclusive-Line	Homura	Homura Plus	Takumi	Takumi Plus
Hill Hold Assist	●	●	●	●	●	●
Dynamic Stability Control (DSC)	●	●	●	●	●	●
Airbags	●	●	●	●	●	●
- Front single stage for driver and single stage front passenger	●	●	●	●	●	●
- Drivers front knee	●	●	●	●	●	●
- Front passenger cut-off sensor	●	●	●	●	●	●
- Front & rear side airbags	●	●	●	●	●	●
- Front & rear curtain airbags	●	●	●	●	●	●
Immobilizer	●	●	●	●	●	●
Emergency Tyre Repair Kit	●	●	●	●	●	●
Tyre Pressure Monitoring System (TPMS)	●	●	●	●	●	●
Front Smart Brake Support - SBS / Turn-Across Traffic / Front Cross Traffic Alert/ Front Cross Traffic Brake (FCTA/FCTB)	●	●	●	●	●	●
Smart Brake Support [Rear] - Rear Crossing (RCTB)	-	○ <sup>(2)</sup>	○ <sup>(2)</sup>	●	-	●
Blind Spot Monitoring (BSM) with Vehicle Exit Warning (Disembarkation support function)	●	●	●	●	●	●
Rear Cross Traffic Alert (RCTA)	●	●	●	●	●	●
Front Cross Traffic Alert (FCTA)	-	○ <sup>(2)</sup>	○ <sup>(2)</sup>	●	-	●
Driver Attention Alert (DAA)	●	●	●	●	●	●
Traffic Sign Recognition (TSR)	●	●	●	●	●	●
Intelligent Speed Assistance (ISA)	●	●	●	●	●	●
Lane Departure Warning System (LDWS)/ Lane-keep Assist System (LAS)	●	●	●	●	●	●
Emergency Lane Keeping (ELK) with Blind Spot Assist and Road Keep Assist	●	●	●	●	●	●
Rear Parking Sensor	●	●	●	●	●	●
Front Parking Sensor	-	●	●	●	●	●
360° View Monitor - See-Through View	-	○ <sup>(2)</sup>	○ <sup>(2)</sup>	●	-	●
Rear Camera (digital) with Static line	●	●	●	●	●	●
Distance & Speed Alert (DSA): Display & Brake	●	●	●	●	●	●
eCall with GPS	●	●	●	●	●	●

● = Standard equipment, - = Not available, ○ = Optional as part of a pack

<sup>(1)</sup> Comfort Pack

<sup>(2)</sup> Convenience & Driver Assistance Pack

<sup>(3)</sup> Panoramic Sunroof Pack

# EQUIPMENTS

	Prime-Line	Exclusive-Line	Homura	Homura Plus	Takumi	Takumi Plus
<b>Comfort</b>						
Keyless Entry	●	-	-	-	-	-
Smart Keyless Entry	-	●	●	●	●	●
Trip Computer	●	●	●	●	●	●
Auto Cruise	●	●	●	●	●	●
Auto Door Lock (ADL)	●	●	●	●	●	●
Driver Seat Adjustable (total 6way)	●	-	-	-	-	-
Driver Seat Tilt Function (Driver total 8way)	-	●	-	-	-	-
Power Seat (Driver 8way + lumbar): 10way	-	○ <sup>(1)</sup>	●	●	●	●
Power Seat (Passenger 8way + lumbar): 10way	-	○ <sup>(1)</sup>	●	●	●	●
Passenger Seat adjust (total 6way)	●	●	-	-	-	-
Electronic parking brake + Auto Hold with HDP	●	●	●	●	●	●
Auto Light & Wiper	●	●	●	●	●	●
Mazda Mi-Drive System - (Drive Selection: Normal, Sport, Offroad, Towing)*	●	●	●	●	●	●
Hill Descent Control: AWD model	●	●	●	●	●	●
Wiper De-Icer	-	●	●	●	●	●
Steering Wheel Heater	-	●	●	●	●	●
Electric Steering Adjustment	-	-	●	●	●	●
Front Seat Heater	-	●	●	●	●	●
Rear Seat Heater	-	○ <sup>(1)</sup>	●	●	●	●
Front Seat Ventilation	-	○ <sup>(1)</sup>	●	●	●	●
Driver Personalisation System / Ideal Driving Position Assist / Entry-Exit Assist	-	○ <sup>(1)</sup>	●	●	●	●
<b>Audio</b>						
USB for front: Type-C x2	●	●	●	●	●	●
USB charging port for 2nd row seat: Type-C x2	-	●	●	●	●	●
12V outlet (Front and Trunk)	●	●	●	●	●	●
8 Speakers	●	●	●	●	●	●
12 Speakers / BOSE Sound System	-	-	●	●	●	●
Steering wheel-mounted audio and Bluetooth® controls	●	●	●	●	●	●
Wireless Apple CarPlay™ / Wireless Android Auto™	●	●	●	●	●	●
Navigation (Normal SD)	●	●	●	●	●	●

●= Standard equipment, - = Not available, ○ = Optional as part of a pack

\*Towing and Off road available on 4WD models only



<sup>(1)</sup> Comfort Pack

<sup>(2)</sup> Convenience & Driver Assistance Pack

<sup>(3)</sup> Panoramic Sunroof Pack

# TECHNICAL INFORMATION

Weight and Dimensions	e-Skyactiv PHEV 327hp 8AT AWD	e-Skyactiv D 200hp 8AT	e-Skyactiv D 254hp 8AT AWD
Overall Length (mm)	4745	4745	4745
Overall Width - Mirror To Mirror (mm)	2134	2134	2134
Overall Height (mm)	1680-1686	1682-1688	1682-1688
Wheelbase (mm)	2870	2870	2870
Ground Clearance (mm)	176-182	173-179	173-179
Total Minimum Curb Weight (kg)	1980-2002	1815-1836	1860-1881
Total Maximum Curb Weight (kg)	2052-2072	1885-1905	1930-1950
Permitted Gross Vehicle Weight (kg) (Total)	2667	2500	2516
Permissible Tow Weight Without Brakes (kg)	750	750	750
Permissible Tow Weight With Brakes (12% slope) (kg)	2500	2500	2500

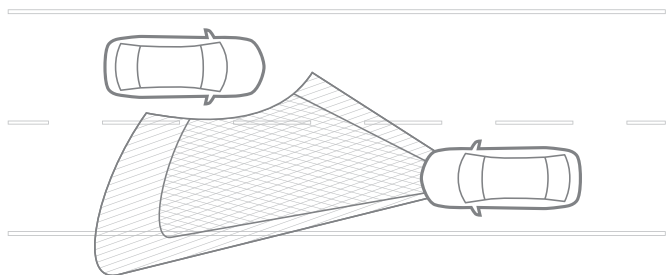


# TECHNICAL INFORMATION

	e-Skyactiv PHEV 327hp 8AT AWD	e-Skyactiv D 200hp 8AT	e-Skyactiv D 254hp 8AT AWD
<b>Engine</b>			
EC emission level	Stage6e	Stage6e	Stage6e
Transmission Type	8-Speed Automatic	8-Speed Automatic	8-Speed Automatic
Cylinder	4	6	6
Displacement (ccm)	2488	3283	3283
Bore x Stroke (mm x mm)	89.0 x 100.0	86.0 x 94.2	86.0 x 94.2
Compression Ratio	13	15.2	15.2
Maximum Output Power (kW (PS)/rpm): System	241 (327)/6000	147 (200)/3600-4200	187 (254)/3750
Maximum Output Power (kW (PS)/rpm): Engine	141 (191)/6000	-	-
Maximum Output Power (kW (PS)/rpm): Electric Motor	129 (175)/5500	-	-
MaximumTorque (Nm/rpm): System	500/4000	450/1400-3000	550/1500-2400
Maximum Torque (Nm/rpm): Engine	261/4000	-	-
Maximum Torque (Nm/rpm): Electric Motor	270/400	-	-
Fuel Tank Capacity (L)	50	58	58
<b>Hybrid Vehicle Battery</b>			
Type	Llithium-Ion	Llithium-Ion	Llithium-Ion
Voltage (V)	355	44.4	44.4
Battery Capacity (Battery power) (kWh)	17.8	0.33	0.33
Driving Range - Electric (km)	63-64	-	-
<b>Performance</b>			
Top Speed (km/h)	200	212	219
Acceleration (0 - 100 km/h) (s)	5.8	8.4	7.4
<b>Fuel Consumption and CO<sub>2</sub> Emission - WLTP</b>			
Fuel Consumption - Combined (L/100 km)	1.4	5,0-5,1	5,4-5,5
CO <sub>2</sub> Emissions - Combined (g/km)	31-33	130-131	138-142
<b>Cargo Volume</b>			
Cargo volume - VDA (all seats up) (L)	570	570	570
Cargo Volume -VDA (2 <sup>nd</sup> / 3 <sup>rd</sup> seats down) (L)	1726	1726	1726



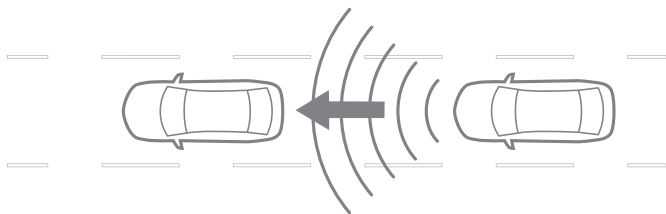
# ADVANCED SAFETY TECHNOLOGY



## ADAPTIVE LED HEADLIGHTS

Mazda's Adaptive LED Headlights provide the ultimate in headlight technology, lighting up the road ahead as if it were daytime and allowing anybody to enjoy safe and stress-free driving at any time. The system increases visibility at night to help drivers stay vigilant by combining four technologies: Wide-range Low Beams which light up a wider area at low speeds, Marking light which brightly illuminates pedestrians that may collide with the vehicle, Highway mode which helps you see further when travelling at speed, and Glare-free High Beams which automatically dim part of the illuminated area to avoid dazzling other drivers.

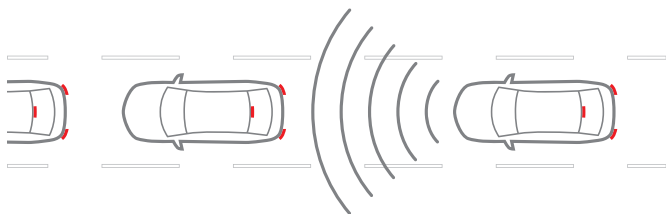
(Optional on all grades as part of the Driver Assistance pack)



## MAZDA RADAR CRUISE CONTROL

To activate, the driver sets a maximum speed (just as with cruise control) and size of the gap to maintain. The radar watches for traffic ahead and once the system senses a vehicle in front, the car will slow down and speed up automatically maintaining the drivers pre-set distance. The system also features 'Stop & Go' function, meaning the vehicle will automatically accelerate and brake in start/stop traffic with minimal input from the driver.

(Optional on all grades as part of the Driver Assistance pack)



## SMART BRAKE SUPPORT – FRONT WITH TURN-ACROSS TRAFFIC

SBS alerts the driver of a possible collision using the warning indications in the display, and a warning sound if the front radar sensor and Forward Sensing Camera determine that there is the possibility of a collision with a vehicle, pedestrian, or a bicycle ahead. Furthermore, if a collision is unavoidable, the automatic brake control is performed to reduce damage in the event of a collision. In addition, when the driver depresses the brake pedal, the brakes are applied firmly and quickly to assist. The Turn-Across Traffic function is designed to assist the driver in avoiding a collision (or reducing the impact) with a vehicle approaching in the opposite direction when making a turn at a junction.

(Standard across the range)

# MAZDA SERVICES



## MAZDA WARRANTY

At Mazda, quality is a promise that we live up to. That's why we're extending our New Vehicle Warranty to 6 years – or 150,000 kilometres. Knowing you're fully protected against the unexpected, you'll be able to focus on the driving pleasure even more.



## MAZDA FINANCE - PCP FINANCE WITH MAZDA CHOICES

Owning a Mazda is now even easier with Mazda Choices. Purchasing a new car in the current market environment can be complex but at Mazda, we appreciate that everyone's requirements are different. That's why we have introduced Mazda Choices which offers you a tailored solution to meet your individual needs and most importantly, takes the stress out of owning your new Mazda

# STAY IN TOUCH WITH MAZDA CX-60

Visit our website and use the Configurator to create your perfect version of the Mazda CX-60.



**BUILD YOUR MAZDA CX-60**

Or get answers to all your questions by requesting more information here.



**FIND A DEALER**



**REQUEST A TEST DRIVE**



**REQUEST A QUOTE**



**FOLLOW US ON**



CRAFTED IN JAPAN

JUNE 2025